

Oral Health Improvement Kit

To Clean & Protect Your Smile

Gingivitis

Rotadent ProCare® Professional Rotary Toothbrush

- Clinically proven to be as effective as brushing and flossing combined
- Removes 92% of plaque in the first minute of brushing
- Provides consistently superior results in in-vitro stain removal from both flat and interproximal surfaces
- 1 year warranty

Box set includes: Brush handle, hollow-tip brush head, short-tip brush head, & charger

[More details at www.denmat.com]



Pro-DenRx® Stannous Fluoride Rinse

- Aids in the prevention of dental caries (cavities)
- Intended for use in the prevention of decay, inhibition of plaque and reduction of tooth sensitivity

[More details at denmat.com]



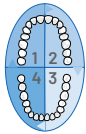
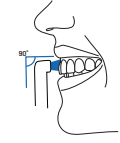
CALL: 888-60-DENTAL
westerndental.com

**Western Dental
& Orthodontics**

Instructions for Oral Health Improvement Kit



Rotadent ProCare® requires a tooth-by-tooth brushing technique. The 360-degree rotation may cause the brush head to slip off of the teeth during use, particularly when first getting used to this technique. To help correct this, stabilize the handle with a firm grip. Next, follow the margins of the gumline to ensure proper cleaning of all surfaces, as described below:



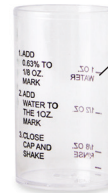
- **Brushing Technique:** Hold your Rotadent ProCare® so the brush tip meets your gum line and the tooth surface at a 90-degree angle. To thoroughly clean each tooth, make "M" motions on the top teeth to massage the gumline and "W" motions on the bottom teeth.
- **Built-in Timer:** To make sure you brush evenly, divide your mouth into four sections (or quadrants). Brush each quadrant thoroughly for 30 seconds, as indicated by the QuadTimer.
- **Note:** Some individuals may experience a mild tingling sensation when first using the Rotadent ProCare®. This should stop after a few days of use.

[Reference: Rotadent ProCare® User Manual]

Pro-DenRx® Stannous Fluoride Rinse

Adults and children 6 years of age and older:

- Use as directed by a dental professional
- Use once a day after brushing your teeth with a toothpaste or as directed by your dentist
- Remove cap and seal and replace with pump
- Rotate spout counter clockwise to extend
- Depress pump until medicine comes to the tip of the pump
- Put 1/8 oz. (approx. 2 pump strokes) of concentrated Pro-DenRx Rinse into the provided mixing vial
- Add water to 1 oz. line on mixing vial
- Tightly snap-on the cap and shake well



Add water to 1 oz. line on mixing vial



- Vigorously swish between your teeth 1/2 of mixture for one minute and then spit out
- Repeat procedure with remaining mixture
- Rinse mixing vial with water after use
- Do not swallow the rinse
- Do not eat or drink for 30 minutes after rinsing

Children 6 to 12 years of age:

- Instruct children in good rinsing habits (to minimize swallowing)
- Supervise children as necessary until capable of using without supervision

Children under 6 years of age: Consult a dentist or doctor.

[Reference: DenMat product user guide]

Instructions have been provided for patient convenience. Please refer to the manufacturer's product guides included in their package for details.

